

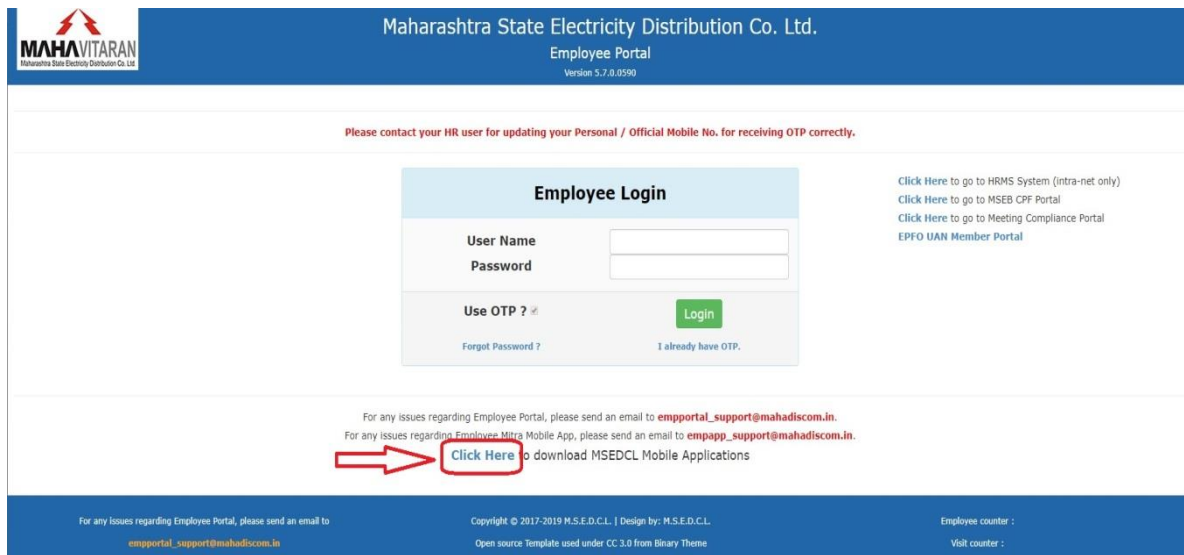
Learn how to install and establish trust for Enterprise apps on iPhone.

Employee Mitra, New Connection and MSKPY apps for iPhone are available on Employee Portal.

- Installing Employee Mitra App on iPhone.

1. Open Employee Portal in Safari browser of your iPhone Device, then click on the link provided to download MSEDCL Mobile Applications.

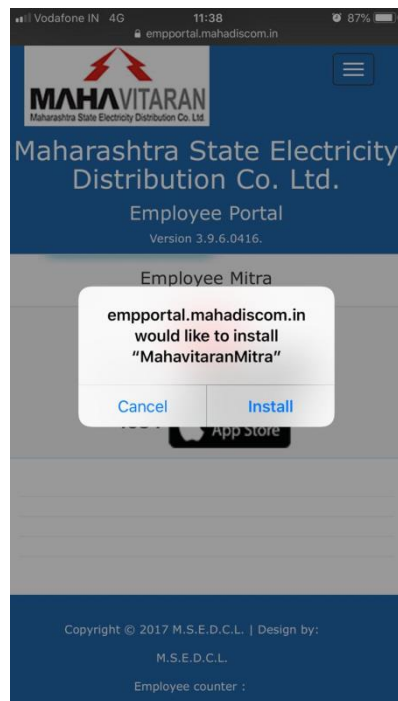
Employee Portal url - <https://empportal.mahadiscom.in/EmpPortal/emp>



2. Below Screen will appear. Click on App store and Install the App.



3. This will prompt you to install the app. Select "Install."

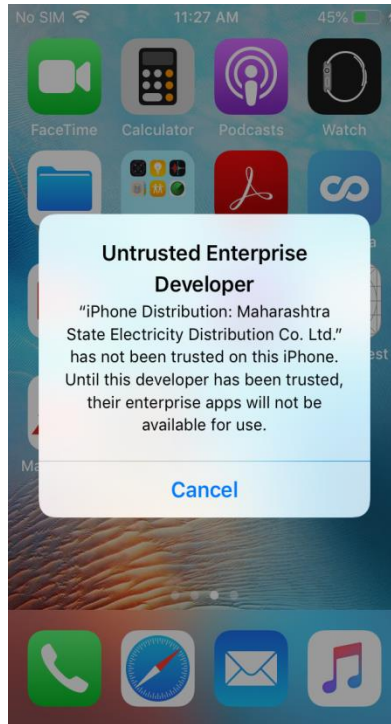


4. On the home screen, you should now see the app icon indicating that the app is installing.



Once the app install finishes, launch the app.

If you have iOS 9 or newer, you will see the message below.

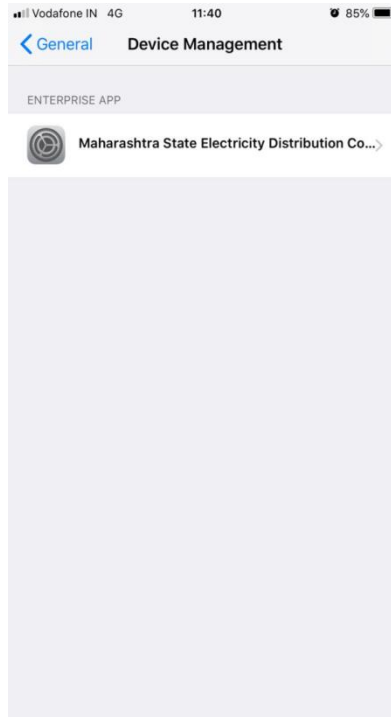


Dismiss this message; to run app smoothly on your iPhone, you have to establish trust for the app developer.

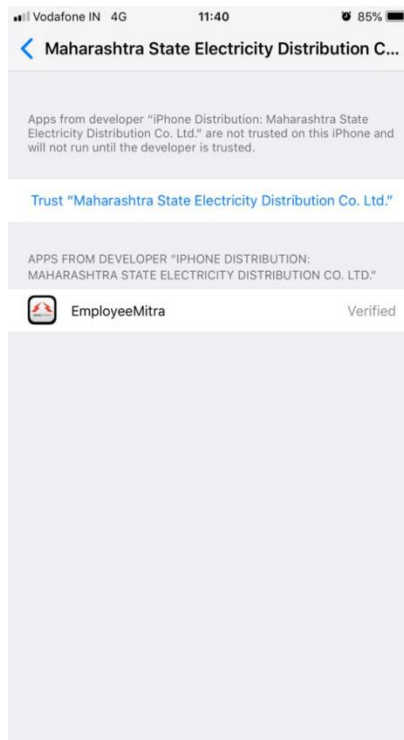
5. Navigate to the **Settings** on your device and tap on "**General > Profiles or Profiles & Device Management**".



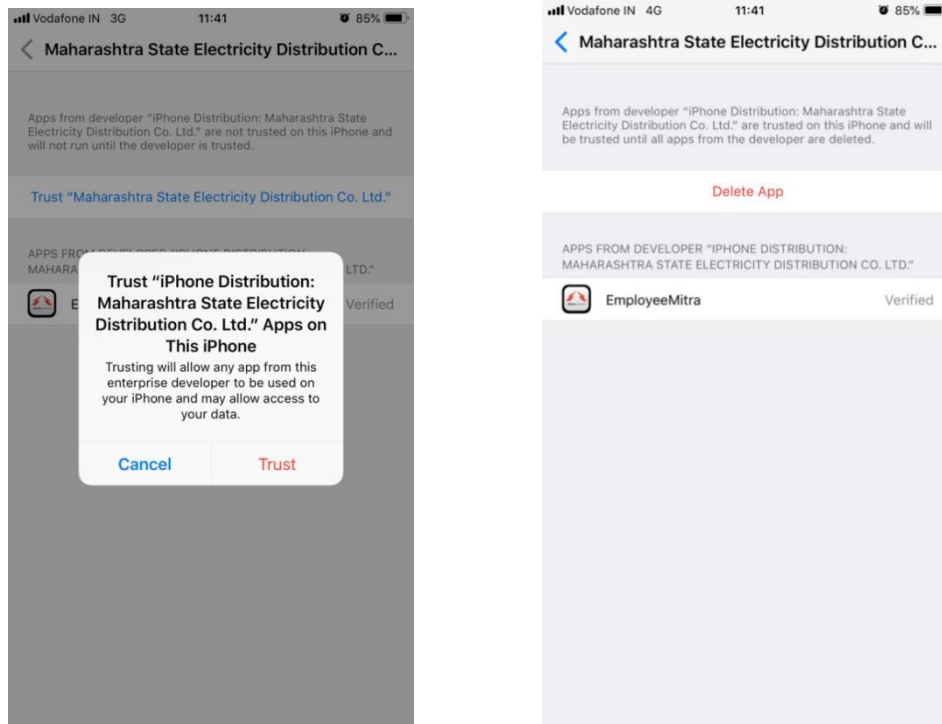
6. Under the "Enterprise App" heading, you see a profile for the developer.



7. Tap the name of the developer profile under the Enterprise App heading to establish trust for this developer.



8. Then you will see a prompt to confirm your choice. After you trust this profile, you can manually install other apps from the same developer and open them immediately. This developer remains trusted until you use the Delete App button to remove all apps from the developer.



You must be connected to the Internet to verify the app developer's certificate when establishing trust. If you're behind a firewall, make sure that it's configured to allow connections to <https://ppq.apple.com>. If you aren't connected to the Internet when you trust an app, the device displays "Not Verified" instead. To use the app, connect to the Internet and tap the Verify App button.

After you verify an app for the first time, your iPhone touch must re-verify the app developer's certificate periodically to maintain trust. If you can't re-verify, you may see a message that verification will expire soon. To maintain trust, connect your device to the Internet, then tap the Verify App button or launch the app.

Follow above mentioned steps for installing New Connection and MSKPY iOS apps on iPhone.